
Winter Park Transit Advisory Committee



Date: August 17th, 2020

Time: 4:00pm

Location: Winter Park Town Hall, Council Chambers

Meeting Goal: 2020-2021 Service Recommendation

1. Updates/Review
 2. Recommendation for 2020-2021 service
 3. Public Forum
 4. New Business
 5. Adjourn
-

Memorandum



To: Transit Advisory Committee &
Winter Park Town Council
From: Michael Koch, Transit Manager
Date: August 3rd, 2020
SUBJECT: Winter Service 2020-21

Overview

This memo should act as a tool for the purpose to recommend service for the 2020-2021 winter service season and provide direction for the summer 2021 service season.

Considering the ongoing COVID situation, a separate memo will be provided on August 17th detailing a contingency plan should circumstances arise that impact the operations of the transit system.

Service Alternatives

No service changes are proposed for much of the system. The routes that may see minor changes to their schedule, but no changes to service frequency or routing are:

- Black Line - Fraser
- Red Line - Rendezvous
- Purple Line - Meadowridge Express
- Emerald Line - West Fraser Express
- Blue Line - Hi Country Haus
- Green Line - WP Resort
- Granby Regional Line
- Mary Jane Line
- ADA Complementary Paratransit
- Night Lift/Call-n-Ride
- Summer Black Line

Frequency changes and routing changes are proposed to affect:

- Orange Line – King’s Crossing
- Brown Line – Vasquez

Proposed Service Changes

The new alignments proposed below are in response to feedback and new information that has been brought to the committee’s attention. The first event that impacts the routing of the Brown and Orange routes is the closing of the railroad crossing located on King’s Crossing Road in Winter Park. Both routes currently utilize that crossing to access US40 and Lion’s Gate Drive. The committee has also listened to riders of the Brown Line and the length of that route (as it is the second longest route behind the Granby Regional Line). Staff took this information into consideration when looking to increase efficiency in service to the west side of Winter Park. A schedule calendar is shown at **Exhibit A**.

Orange Line

The proposed routing for the Orange Line is shown in **Figure 1**. This line would see significant changes in its route. Leaving Winter Park Resort, the Orange Line would make its way north through Downtown Winter Park, stopping at all stops through the downtown corridor before making a left turn on Grand Park Drive. The bus would travel up Grand Park Drive after making a stop at the Grand Park Recreation Center stop and turn south onto the new extension of King's Crossing Road. Following King's Crossing Road, the bus would continue on to Forest Trail and service the Forest Trail and Tall Pines stops. It would continue on to King's Crossing Road and turn left to service the stops at Silverado I, Silverado II, Timber Ridge, and Wolf Park. A proposed new stop may be added across the tracks from the existing stop in front of the King's Crossing Solar Townhomes. The bus would then continue back to Grand Park Drive, turning right, then turn right again on Old Victory Road which leads the bus right onto Lion's Gate Drive. The route would continue down Lion's Gate Drive, having the bus service the stops at Trestle Drive and Lion's Gate Pines, then turn left onto Miller Road. The bus would then turn right onto Main Street and service the stops between Miller Road and Winter Park Resort.

Total operating time for this route: Approximately 28 minutes

Brown Line

The proposed new routing for the Brown Line is shown in Figure 2. would have the Brown Line leaving Winter Park Resort heading north out of the main entrance, stopping at the Beaver Village Northbound stop. The bus would take a left on Vasquez Road and largely follow a similar route as it has previously. The new routing takes effect after the stop at Pine Cone Lane. The bus would leave this stop and continue to follow Forest Trail around back to Vasquez Road, where it would turn left and return to Main Street.

Total operating time for this route: Approximately 28 minutes

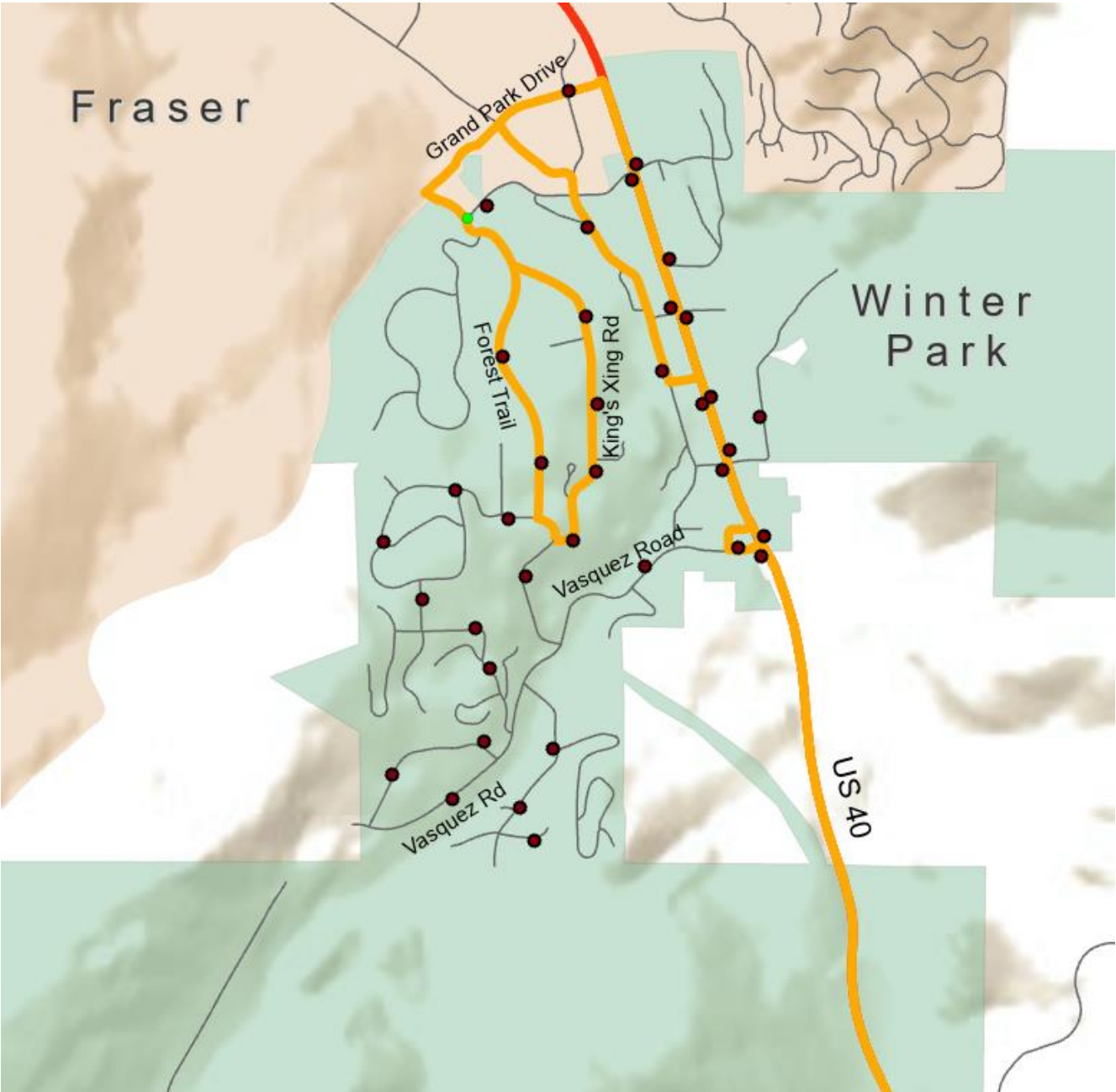
Budget

A budget for the proposed route changes is presented in **Exhibit B**. The approved budget for 2020 is shown in **Exhibit C**.

Town Staff Recommendation

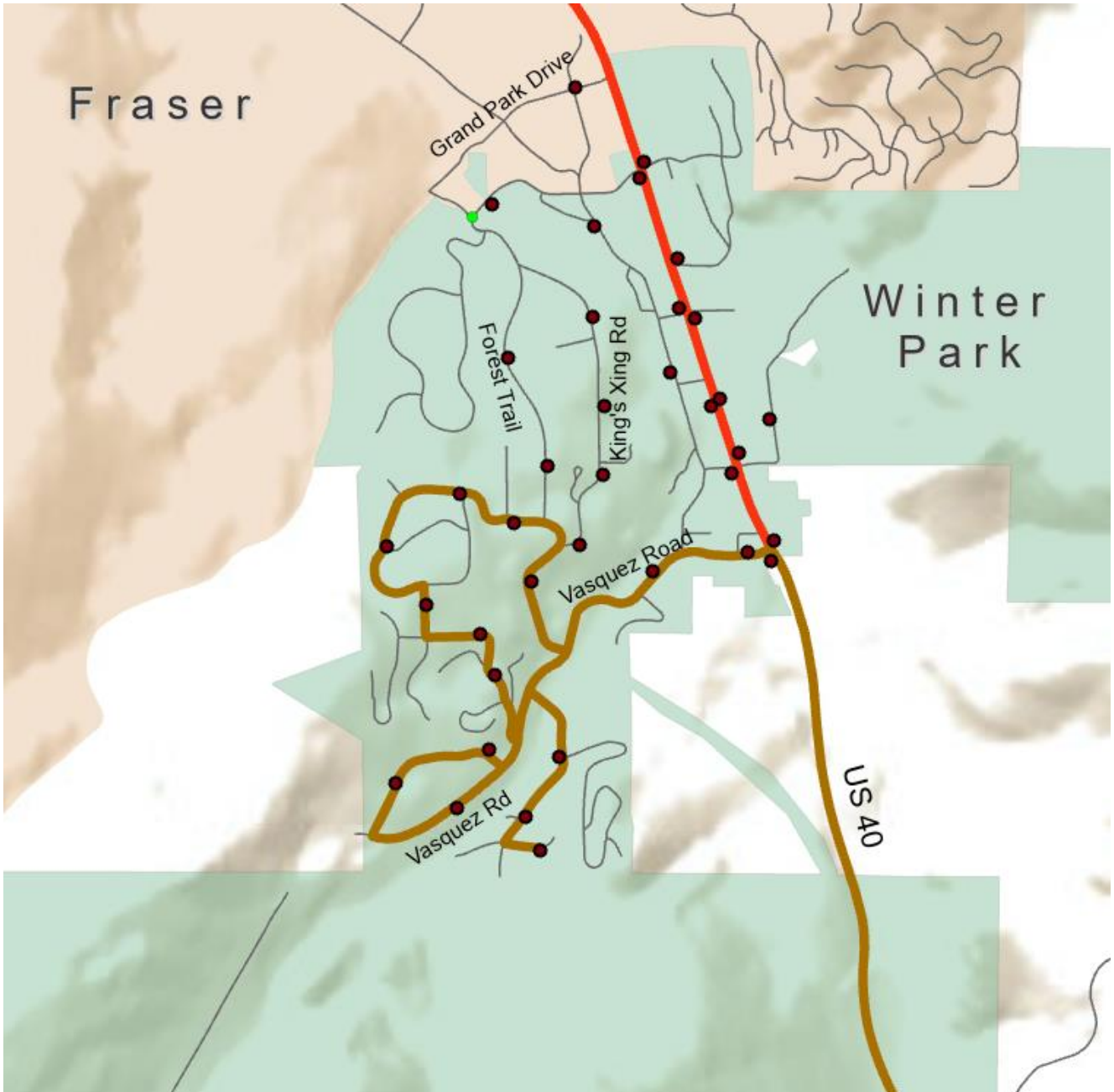
These proposed alternatives address the anticipated railroad closure at King's Crossing Road and help bring more balance to the Brown and Orange Line schedules. This also allows for greater access to the Rec Center stop. Currently the Emerald Line services the stop, but with the new routing, the Orange Line would have a stop at that location as well. **Figure 3** reflects the combined coverage of both routes with the new routing. Staff recommends the approval of these proposed alternatives.

Figure 1 – Proposed Orange Line Routing



Red Dots = Existing stops
Green Dot = Proposed location of new stop, Leland Creek @ King's Crossing

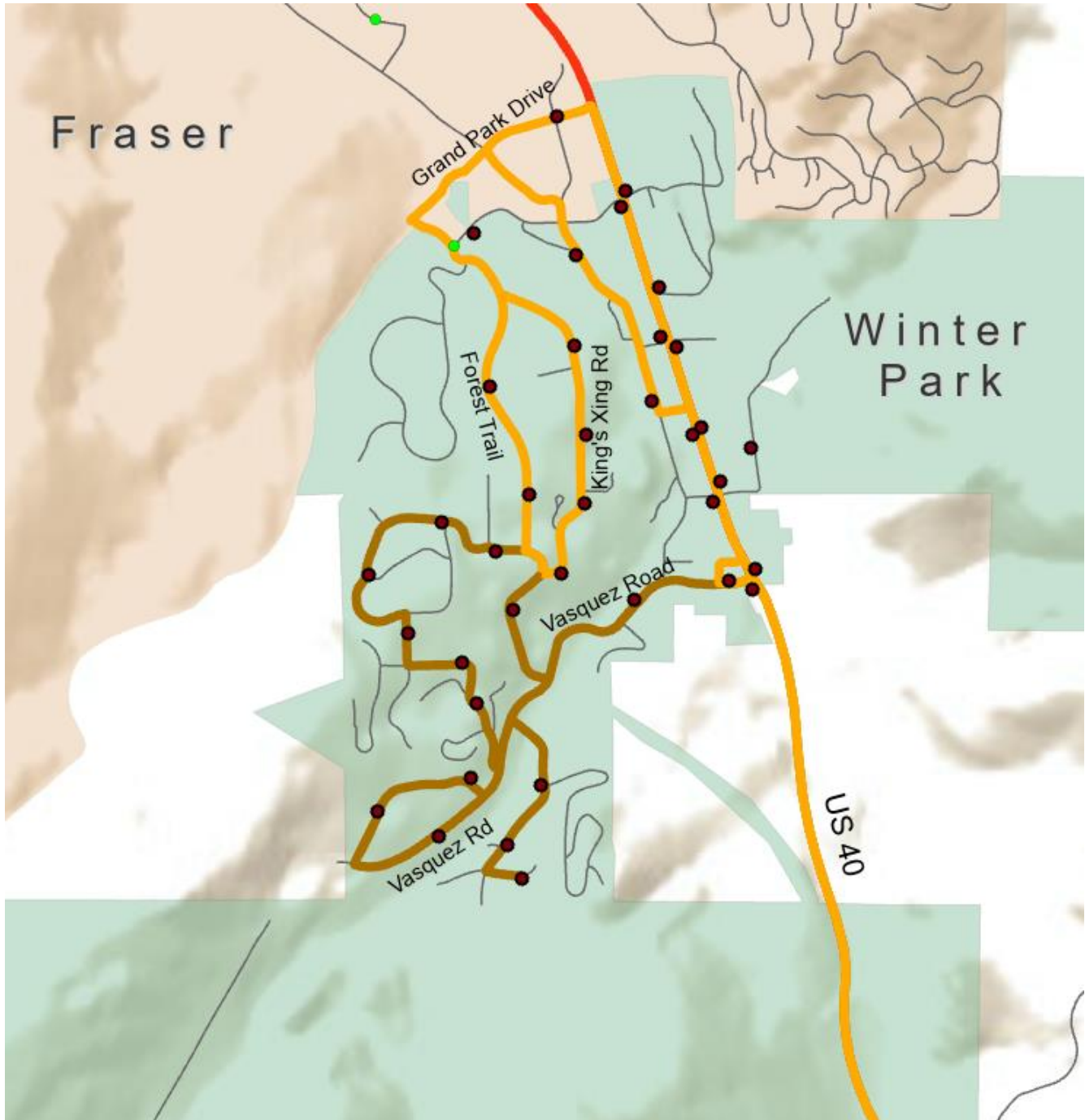
Figure 2 – Proposed Brown Line Routing



Red Dots = Existing stops

Green Dot = Proposed location of new stop, Leland Creek @ King's Crossing

Figure 3 – Combined Orange & Brown Route Coverage



Red Dots = Existing stops

Green Dot = Proposed location of new stop, Leland Creek @ King's Crossing

Exhibit A – Schedule Calendar

Winter Schedule

Schedule Legend
Summer
Weekday
Peak Weekend & Holiday

November						
Su	M	Tu	W	Th	F	Sa
1	2	3	4	5	6	7
8	9	10	11	12	13	14
15	16	17	18	19	20	21
22	23	24	25	26	27	28
29	30					

December						
Su	M	Tu	W	Th	F	Sa
		1	2	3	4	5
6	7	8	9	10	11	12
13	14	15	16	17	18	19
20	21	22	23	24	25	26
27	28	29	30	31		

January						
Su	M	Tu	W	Th	F	Sa
					1	2
3	4	5	6	7	8	9
10	11	12	13	14	15	16
17	18	19	20	21	22	23
24	25	26	27	28	29	30
31						

February						
Su	M	Tu	W	Th	F	Sa
	1	2	3	4	5	6
7	8	9	10	11	12	13
14	15	16	17	18	19	20
21	22	23	24	25	26	27
28						

March						
Su	M	Tu	W	Th	F	Sa
	1	2	3	4	5	6
7	8	9	10	11	12	13
14	15	16	17	18	19	20
21	22	23	24	25	26	27
28	29	30	31			

April						
Su	M	Tu	W	Th	F	Sa
				1	2	3
4	5	6	7	8	9	10
11	12	13	14	15	16	17
18	19	20	21	22	23	24
25	26	27	28	29	30	

Summer Schedule

Schedule Legend
Limited
Full

May						
Su	M	Tu	W	Th	F	Sa
						1
2	3	4	5	6	7	8
9	10	11	12	13	14	15
16	17	18	19	20	21	22
23	24	25	26	27	28	29
30	31					

June						
Su	M	Tu	W	Th	F	Sa
		1	2	3	4	5
6	7	8	9	10	11	12
13	14	15	16	17	18	19
20	21	22	23	24	25	26
27	28	29	30			

July						
Su	M	Tu	W	Th	F	Sa
				1	2	3
4	5	6	7	8	9	10
11	12	13	14	15	16	17
18	19	20	21	22	23	24
25	26	27	28	29	30	31

August						
Su	M	Tu	W	Th	F	Sa
1	2	3	4	5	6	7
8	9	10	11	12	13	14
15	16	17	18	19	20	21
22	23	24	25	26	27	28
29	30	31				

Sept						
Su	M	Tu	W	Th	F	Sa
			1	2	3	4
5	6	7	8	9	10	11
12	13	14	15	16	17	18
19	20	21	22	23	24	25
26	27	28	29	30		

Oct						
Su	M	Tu	W	Th	F	Sa
					1	2
3	4	5	6	7	8	9
10	11	12	13	14	15	16
17	18	19	20	21	22	23
24	25	26	27	28	29	30
31						

Exhibit B – Proposed 2021 Operating Budget

		Fraser	WP	Grand County	Granby
	Hourly + Fixed Fee	\$ 602,379.30	\$ 1,201,261.63	\$ 320,129.33	\$ 57,021.82
	Fuel Cost Allocation	\$ 66,292.90	\$ 132,200.95	\$ 35,230.80	\$ 6,275.35
Ops + Fuel	sub TOTAL	\$ 668,672.21	\$ 1,333,462.58	\$ 355,360.13	\$ 63,297.17
	Mgmt fees debit	\$ 66,867.22			\$ 6,329.72
	sub TOTAL	\$ 735,539.43	\$ 1,333,462.58	\$ 355,360.13	\$ 69,626.89
	HOA Contribution			\$ (122,696.92)	
	Mgmt fees credit		\$ (73,196.94)		
	Operating Grant* \$ 205,640.00	\$ (56,801.97)	\$ (143,461.10)		\$ (5,376.93)
	TOTAL	\$ 678,737.46	\$ 1,116,804.54	\$ 232,663.21	\$ 64,249.96
System SubTotal	\$ 2,420,792.09	* Anticipated award, based on CDOT estimate			
System TOTAL	\$ 2,092,455.17				

Exhibit C – 2020 Operating Budget

		Fraser	WP	Grand County	Granby
	Hourly + Fixed Fee	\$ 575,243.42	\$ 1,238,886.59	\$ 308,958.96	\$ 54,555.25
	Fuel Cost Allocation	\$ 68,681.23	\$ 147,916.96	\$ 36,888.18	\$ 6,513.63
Ops + Fuel	sub TOTAL	\$ 643,924.65	\$ 1,386,803.56	\$ 345,847.14	\$ 61,068.87
	Mgmt fees debit	\$ 64,392.47			\$ 6,106.89
	sub TOTAL	\$ 708,317.12	\$ 1,386,803.56	\$ 345,847.14	\$ 67,175.76
	HOA Contribution			\$ (122,696.92)	
	Mgmt fees credit		\$ (70,499.35)		
	Operating Grant \$ 186,945.00	\$ (49,383.13)	\$ (132,878.45)		\$ (4,683.42)
	TOTAL	\$ 658,933.99	\$ 1,183,425.75	\$ 223,150.22	\$ 62,492.34
System SubTotal	\$ 2,437,644.23				
System TOTAL	\$ 2,128,002.31				