

TOWN OF WINTER PARK, CO

October 2022



SALES, LODGING, ACCOMMODATION AND TRANSIT/TRAILS TAX REPORT

The Town of Winter Park Sales, Lodging, Accommodation, and Trails/Transit Tax Report examines tax collections for the month of October 2022, which were remitted to the Town in November 2022, and includes an analysis for the year-to-date results along with prior year results.

SUMMARY RESULTS FOR SALES, LODGING, ACCOMMODATION AND TRANSIT/TRAILS TAX

The Town of Winter Park's October 2022 sales tax collections were 16% above October 2021 collections. All Sectors are still experiencing double digit growth over 2021 collections year-to-date. The Restaurant & Bar Old Town Ski Area location increased 94% compared to October 2021. While Lodging had an increase of 15% compared to October 2021, with a 27% year-to-date increase compared to a year ago. We attribute this to the changing of the leaves, early snow fall and more tourists staying longer based on the other sectors remaining higher compared to October 2021. The Town's year-to-date collections continue to exceed budgeted collections.

Current Month

7% Tax	October 2022	October 2021	22-21 %	October 2020	22-20 %	October 2019	22-19 %	October 2018	22-18 %	October 2017	22-17 %
Sales Tax - Not Lodging (5%)	302,287	260,470	16%	215,478	40%	224,983	34%	163,584	85%	149,376	102%
Lodging/Accomm Tax (5%)	124,742	108,578	15%	84,779	47%	24,991	399%	33,923	268%	27,676	351%
Monthly Total (5%)	427,028	369,048	16%	300,257	42%	249,974	71%	197,507	116%	177,053	141%
Transit & Trails Tax (2%)	170,811	147,619	16%	120,103	42%	99,989	71%	79,003	116%	70,821	141%
Total Collected for Month	597,840	516,667	16%	420,360	42%	349,963	71%	276,510	116%	247,874	141%

Year-To-Date

7% Tax	YTD 2022	YTD 2021	22-21 %	YTD 2020	22-20 %	YTD 2019	22-19 %	YTD 2018	22-18 %	YTD 2017	22-17 %
Sales Tax - Not Lodging (5%)	5,477,109	4,269,176	28%	3,470,452	58%	4,017,843	36%	3,646,010	50%	3,266,652	68%
Lodging/Accomm Tax (5%)	2,411,940	1,899,374	27%	1,313,381	84%	1,377,116	75%	1,277,941	89%	1,230,660	96%
YTD Total (5%)	7,889,048	6,168,550	28%	4,783,833	65%	5,394,959	46%	4,923,951	60%	4,497,313	75%
Transit & Trails Tax (2%)	3,155,619	2,467,420	28%	1,913,533	65%	2,157,984	46%	1,969,580	60%	1,799,051	75%
Total Collected for Year	11,044,668	8,635,970	28%	6,697,366	65%	7,552,943	46%	6,893,531	60%	6,296,364	75%

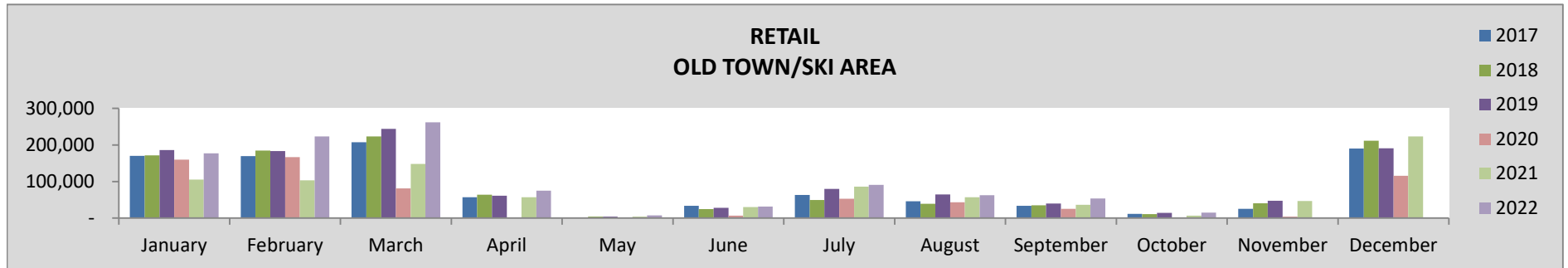
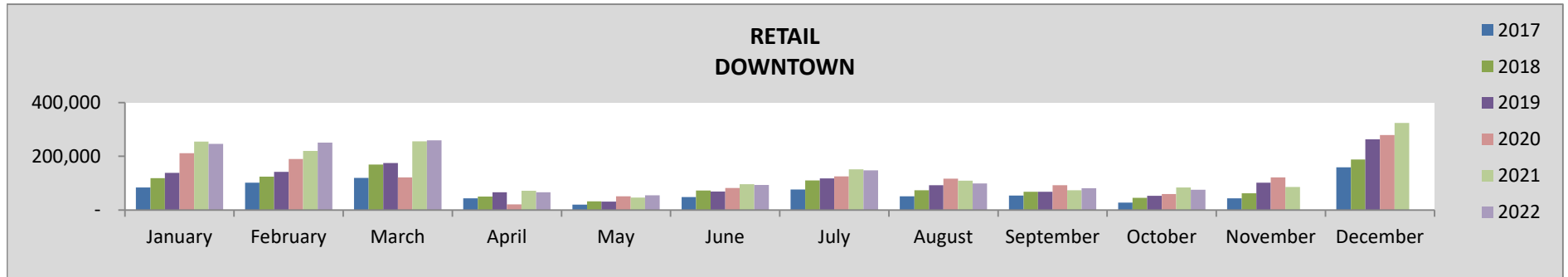
TAX COMPARISON BY INDUSTRY CLASS AND LOCATION

The following compares sales, lodging and accommodations tax collections for the current month and year by sector and location of the business.

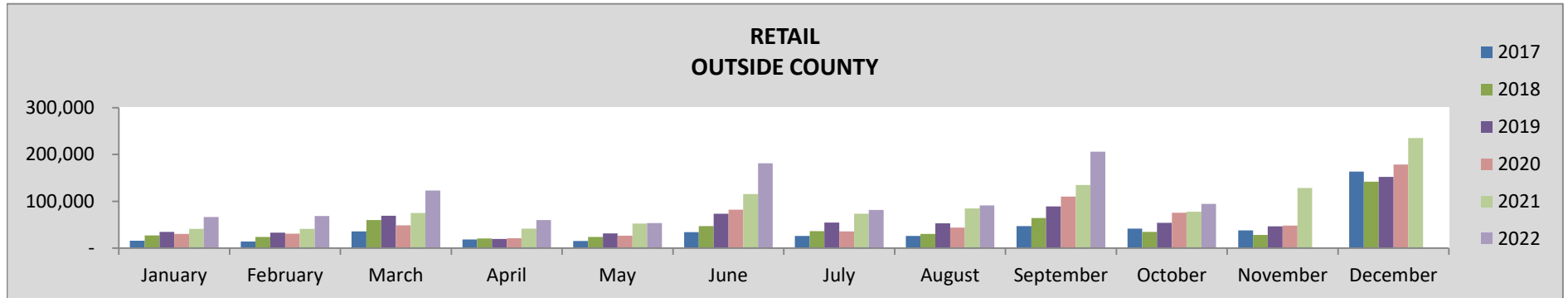
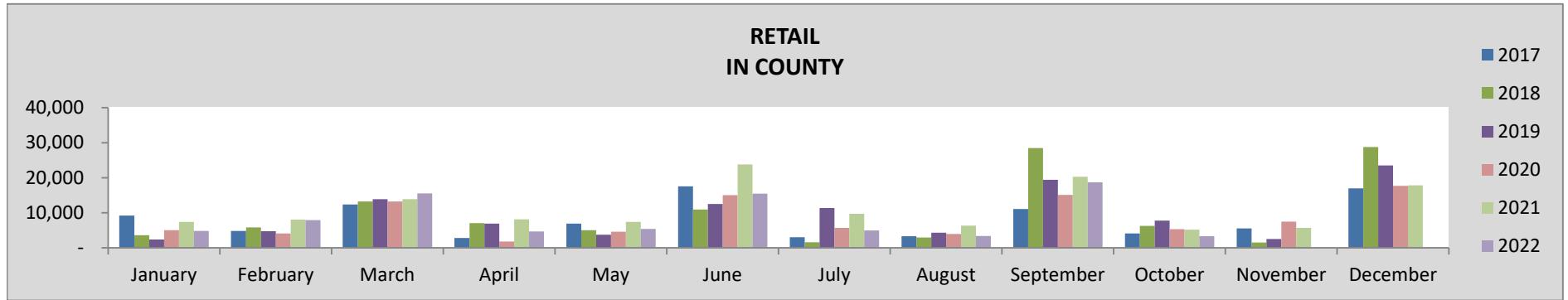
RETAIL

October	2022	2021	22-21%	2020	22-20%	2019	22-19%	2018	22-18%	2017	22-17%
TOTAL	188,243	173,617	8%	142,117	32%	129,263	46%	97,361	93%	84,532	123%
Downtown	75,183	84,097	-11%	59,954	25%	53,362	41%	45,556	65%	27,443	174%
Old Town/Ski Area	15,078	6,835	121%	1,002	1405%	14,209	6%	10,787	40%	11,414	32%
In County	3,344	5,157	-35%	5,339	-37%	7,758	-57%	6,251	-46%	4,135	-19%
Outside County	94,637	77,528	22%	75,822	25%	53,933	75%	34,768	172%	41,539	128%

YEAR-TO-DATE	2022	2021	22-21%	2020	22-20%	2019	22-19%	2018	22-18%	2017	22-17%
TOTAL	3,482,743	2,843,997	22%	2,189,608	59%	2,457,639	42%	2,124,637	64%	1,768,341	97%
Downtown	1,375,353	1,364,244	1%	1,074,227	28%	953,824	44%	866,287	59%	627,104	119%
Old Town/Ski Area	997,061	632,360	58%	536,285	86%	904,650	10%	805,801	24%	791,127	26%
In County	84,181	110,116	-24%	73,915	14%	87,059	-3%	84,959	-1%	75,164	12%
Outside County	1,026,149	737,278	39%	505,182	103%	512,105	100%	367,590	179%	274,945	273%



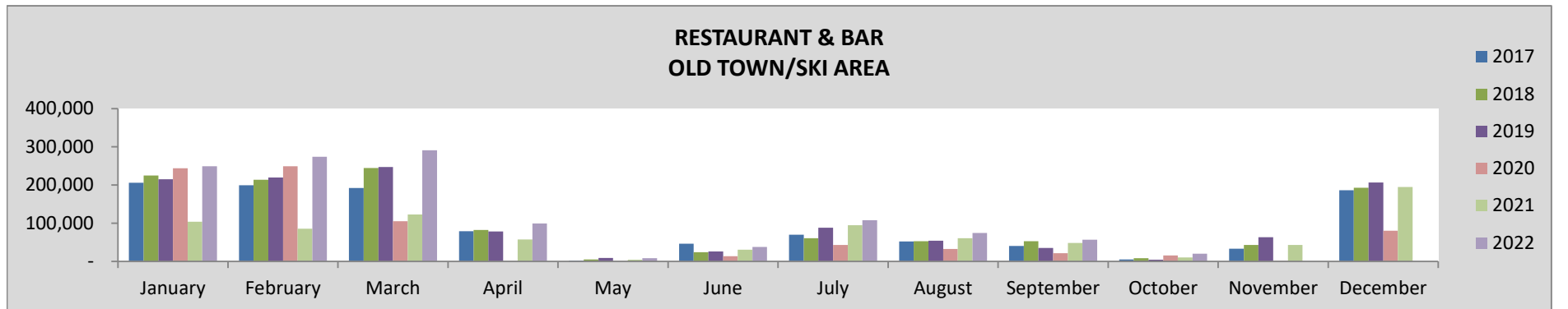
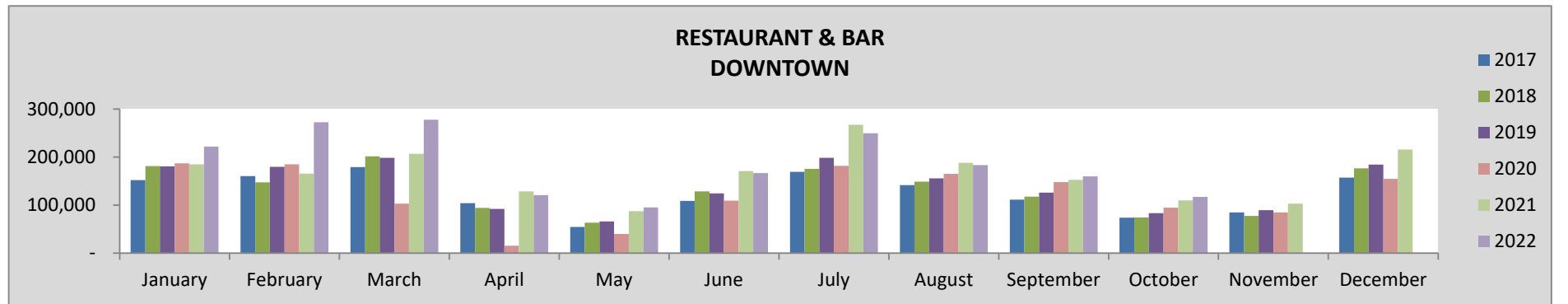
RETAIL - CONTINUED



RESTAURANT & BAR

October	2022	2021	22-21%	2020	22-20%	2019	22-19%	2018	22-18%	2017	22-17%
TOTAL	137,249	119,950	14%	110,636	24%	87,858	56%	82,749	66%	78,789	74%
Downtown	117,241	109,654	7%	94,757	24%	83,276	41%	74,361	58%	73,634	59%
Old Town/Ski Area	20,009	10,296	94%	15,879	26%	4,582	337%	8,388	139%	5,154	288%

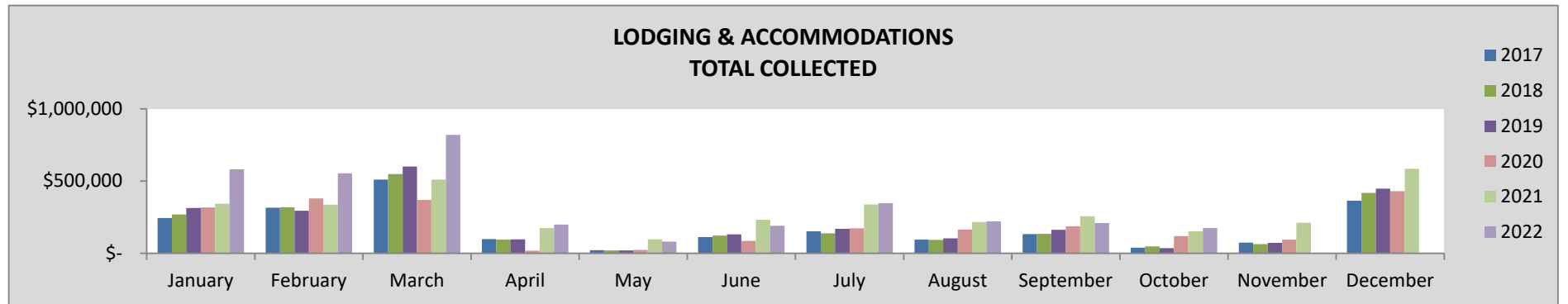
YEAR-TO-DATE	2022	2021	22-21%	2020	22-20%	2019	22-19%	2018	22-18%	2017	22-17%
TOTAL	3,084,190	2,281,283	35%	1,954,672	58%	2,383,924	29%	2,301,934	34%	2,150,164	43%
Downtown	1,864,756	1,661,332	12%	1,228,588	52%	1,405,238	33%	1,332,673	40%	1,255,700	49%
Old Town/Ski Area	1,219,434	619,951	97%	726,084	68%	978,686	25%	969,261	26%	894,458	36%



LODGING & ACCOMMODATION

October	2022	2021	22-21%	2020	22-20%	2019	22-19%	2018	22-18%	2017	22-17%
TOTAL	174,638	152,009	15%	118,690	47%	34,987	399%	47,492	268%	38,747	351%

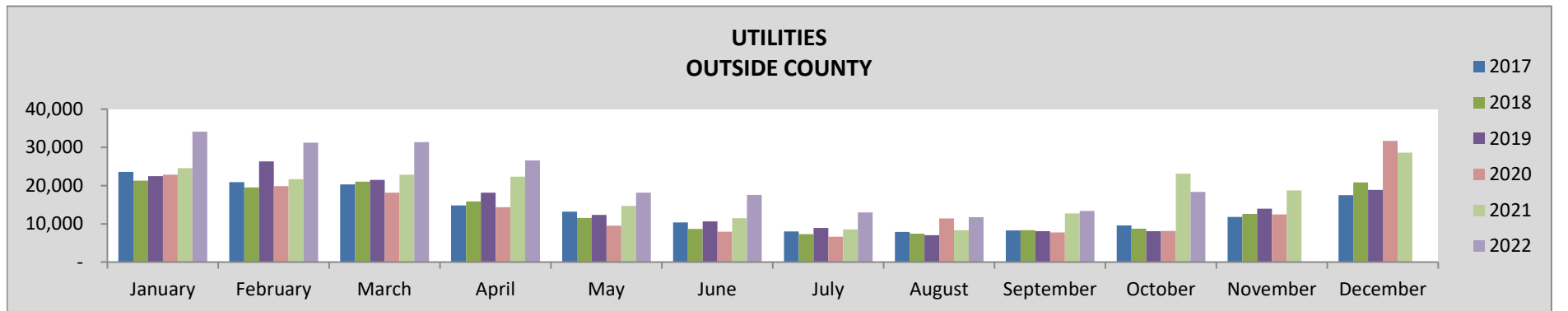
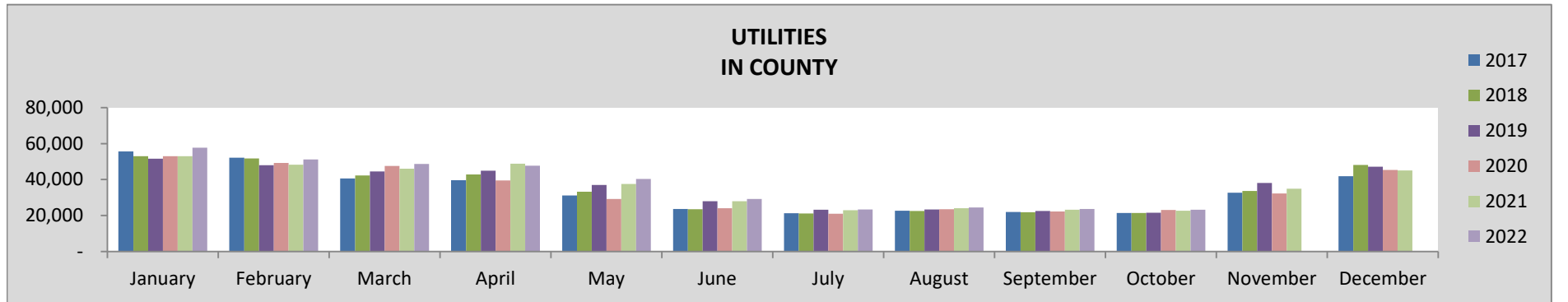
YEAR-TO-DATE	2022	2021	22-21%	2020	22-20%	2019	22-19%	2018	22-18%	2017	22-17%
TOTAL	3,376,715	2,659,124	27%	1,838,733	84%	1,927,962	75%	1,789,118	89%	1,722,924	96%



UTILITIES

October	2022	2021	22-21%	2020	22-20%	2019	22-19%	2018	22-18%	2017	22-17%
TOTAL	41,624	45,764	-9%	31,237	33%	29,723	40%	30,130	38%	30,986	34%
In County	23,267	22,625	3%	23,078	1%	21,633	8%	21,416	9%	21,398	9%
Outside County	18,357	23,139	-21%	8,159	125%	8,090	127%	8,714	111%	9,588	91%

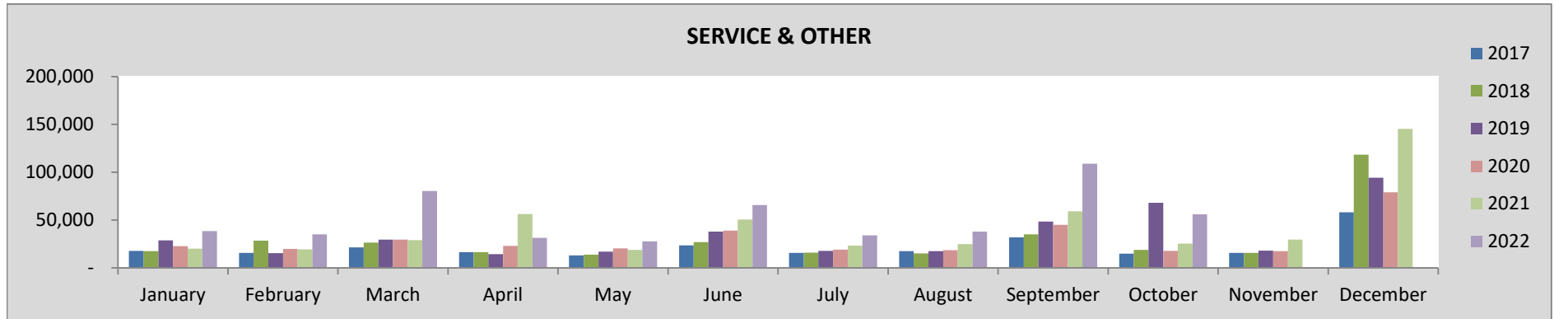
YEAR-TO-DATE	2022	2021	22-21%	2020	22-20%	2019	22-19%	2018	22-18%	2017	22-17%
TOTAL	585,218	524,741	12%	459,282	27%	488,129	20%	463,275	26%	467,297	25%
In County	369,734	354,531	4%	332,549	11%	344,610	7%	333,597	11%	330,404	12%
Outside County	215,484	170,210	27%	126,733	70%	143,519	50%	129,677	66%	136,893	57%



SERVICE & OTHER

October	2022	2021	22-21%	2020	22-20%	2019	22-19%	2018	22-18%	2017	22-17%
TOTAL	56,085	25,328	121%	17,679	217%	68,132	-18%	18,777	199%	14,820	278%
Downtown	8	13	-40%	20	-61%	523	-98%	7	10%	-	-
Old Town/Ski Area	2,672	2,672	0%	2,672	0%	2,672	0%	2,672	0%	2,672	0%
In County	3,915	1,260	211%	156	2406%	289	1256%	90	4263%	219	1684%
Outside County	49,491	21,383	131%	14,831	234%	64,648	-23%	16,009	209%	11,929	315%

YEAR-TO-DATE	2022	2021	22-21%	2020	22-20%	2019	22-19%	2018	22-18%	2017	22-17%
TOTAL	515,802	326,825	58%	255,070	102%	295,289	75%	214,568	140%	187,638	175%
Downtown	36,272	5,567	552%	7,443	387%	18,491	96%	6,711	441%	5,268	588%
Old Town/Ski Area	26,919	26,717	1%	26,718	1%	28,924	-7%	27,372	-2%	26,717	1%
In County	23,389	20,184	16%	17,290	35%	20,390	15%	10,784	117%	7,656	205%
Outside County	429,222	274,357	56%	203,621	111%	227,485	89%	169,702	153%	148,001	190%



SALES TAX COMPARISON BY LOCATION

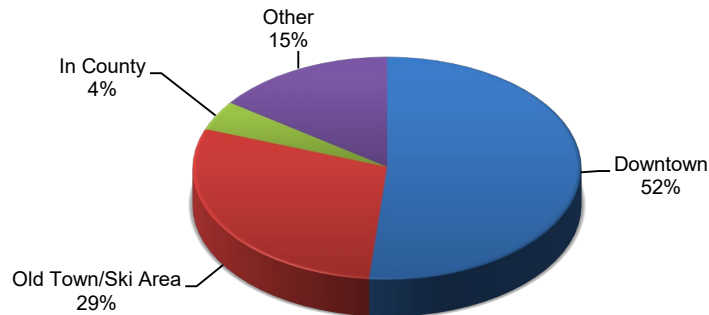
The following compares sales tax collections for the current month and year by location of the business. For lodging properties managed by a property management company, the lodging and accommodation taxes are reflected in the geographic area of the property management company offices.

GEOGRAPHIC AREA

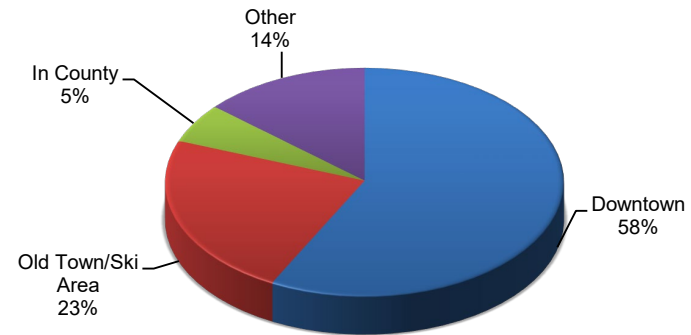
October	2022	2021	22-21%	2020	22-20%	2019	22-19%	2018	22-18%	2017	22-17%
Downtown	347,176	331,341	5%	260,605	33%	156,254	122%	145,329	139%	124,963	178%
Old Town/Ski Area	57,653	34,223	68%	32,353	78%	37,325	54%	43,933	31%	34,102	69%
In County	30,526	29,053	5%	28,590	7%	29,712	3%	27,757	10%	25,753	19%
Outside County	162,485	122,049	33%	98,813	64%	126,672	28%	59,491	173%	63,056	158%

YEAR-TO-DATE	2022	2021	22-21%	2020	22-20%	2019	22-19%	2018	22-18%	2017	22-17%
Downtown	5,684,818	4,976,862	14%	3,516,318	62%	3,329,048	71%	3,089,005	84%	2,727,903	108%
Old Town/Ski Area	3,211,682	1,992,218	61%	1,921,379	67%	2,888,164	11%	2,708,217	19%	2,595,397	24%
In County	477,313	485,040	-2%	424,133	13%	452,166	6%	429,340	11%	413,224	16%
Outside County	1,670,855	1,181,851	41%	835,536	100%	883,562	89%	666,970	151%	559,840	198%

2022 YTD TAX COLLECTION BY GEOGRAPHIC AREA

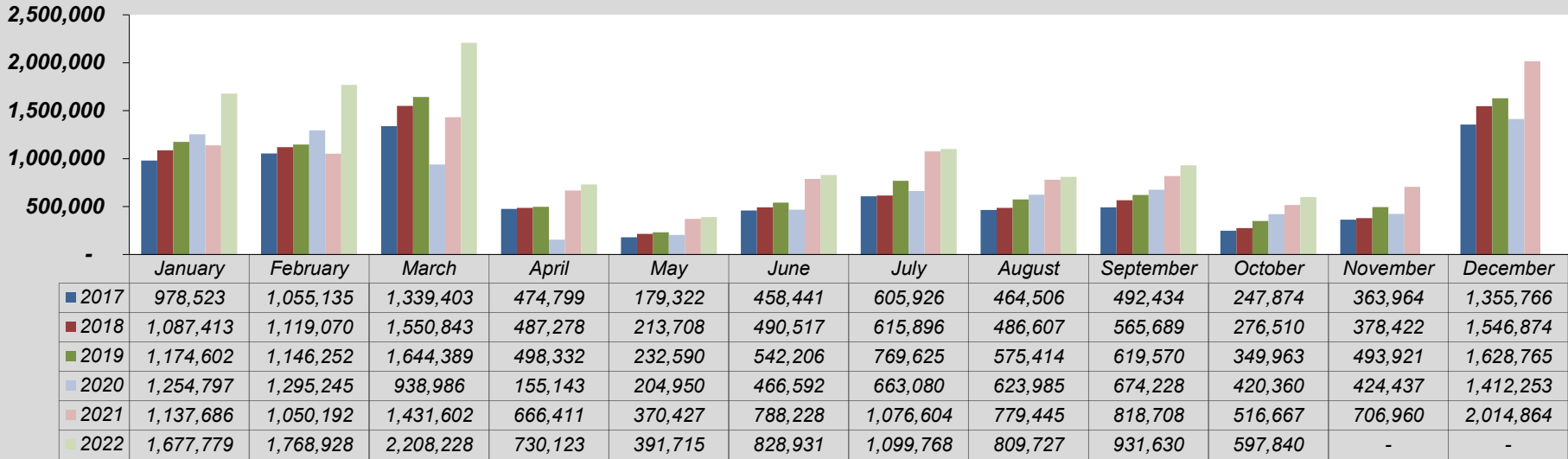


2021 YTD TAX COLLECTION BY GEOGRAPHIC AREA

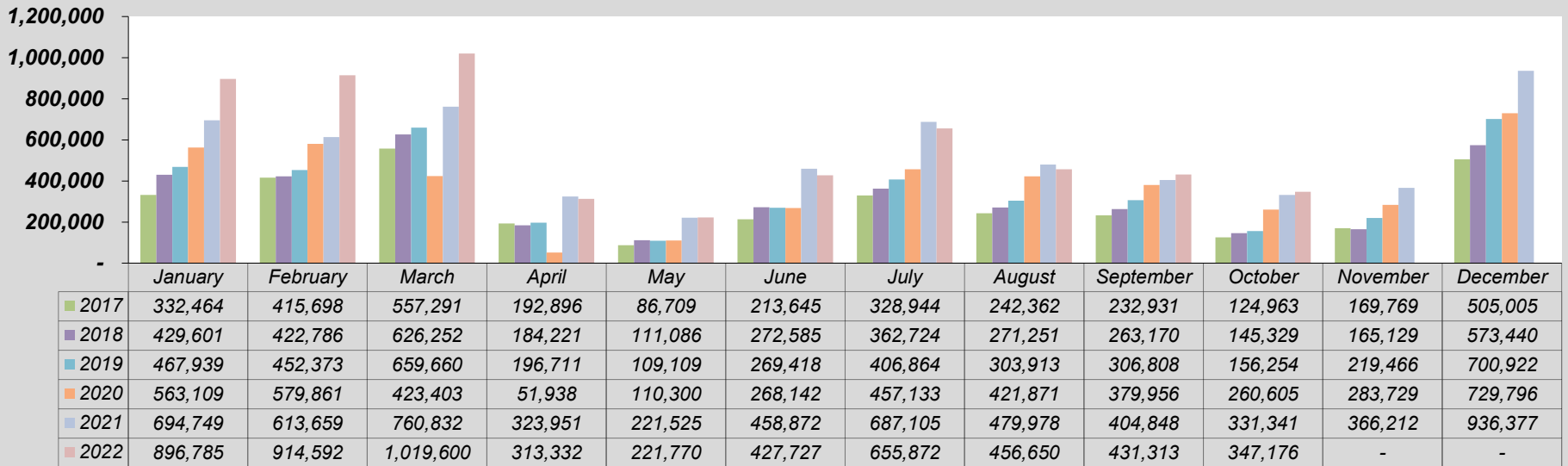


SALES, LODGING AND ACCOMMODATIONS HISTORICAL COMPARISONS

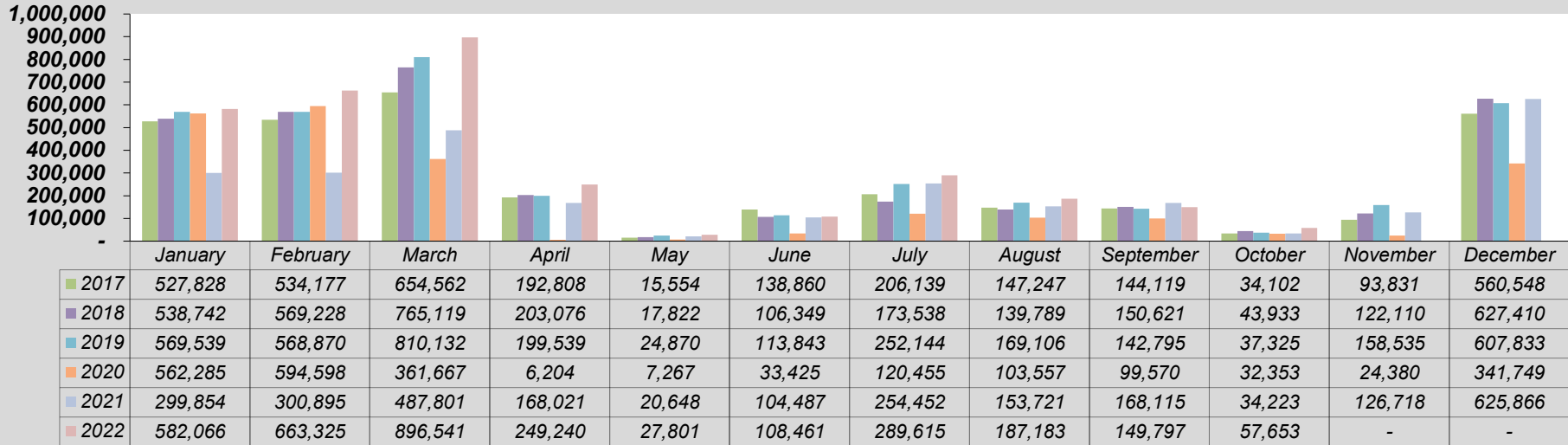
SALES, LODGING & TRANSIT/TRAILS TAX COLLECTION BY MONTH TOTAL COLLECTED



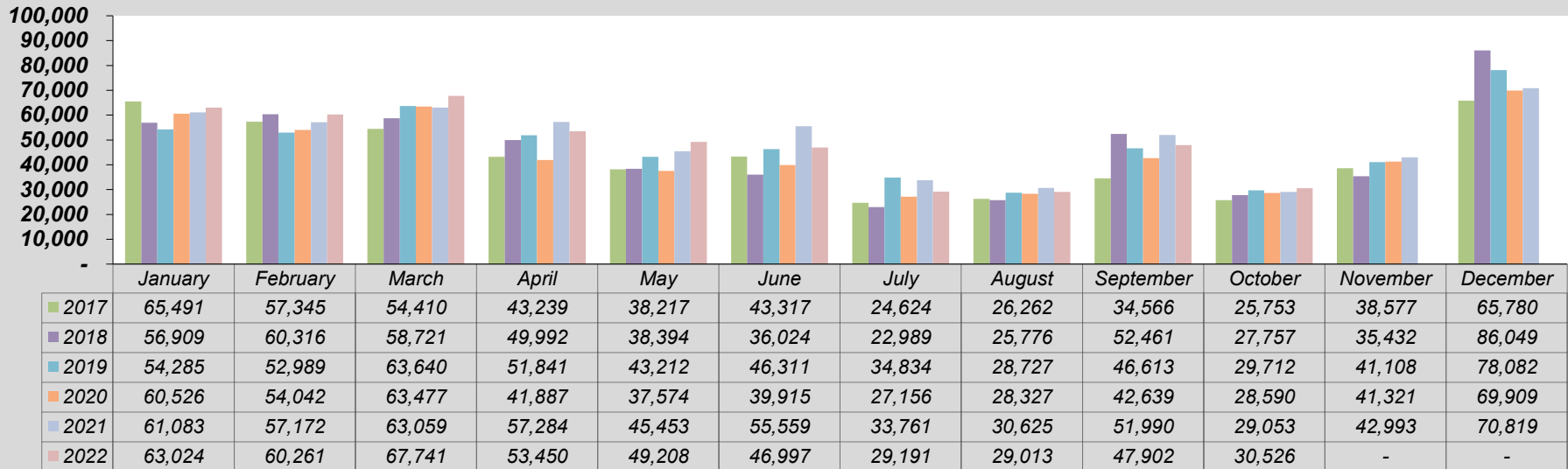
SALES, LODGING & TRANSIT/TRAILS TAX COLLECTION DOWNTOWN



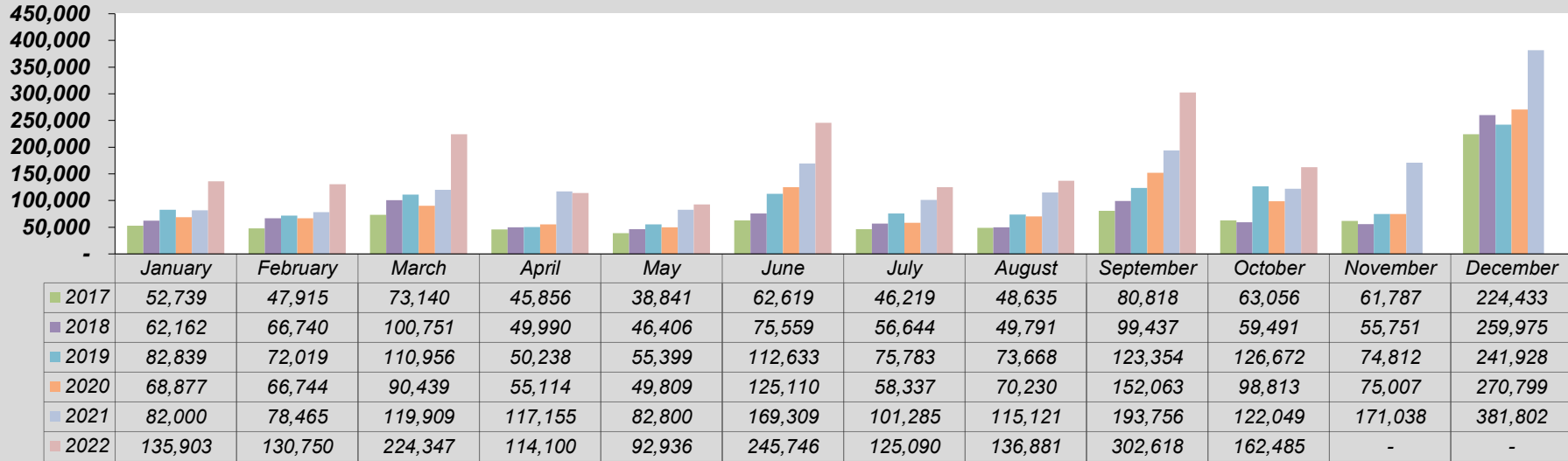
**SALES, LODGING & TRANSIT/TRAILS TAX COLLECTION
OLD TOWN/SKI AREA**



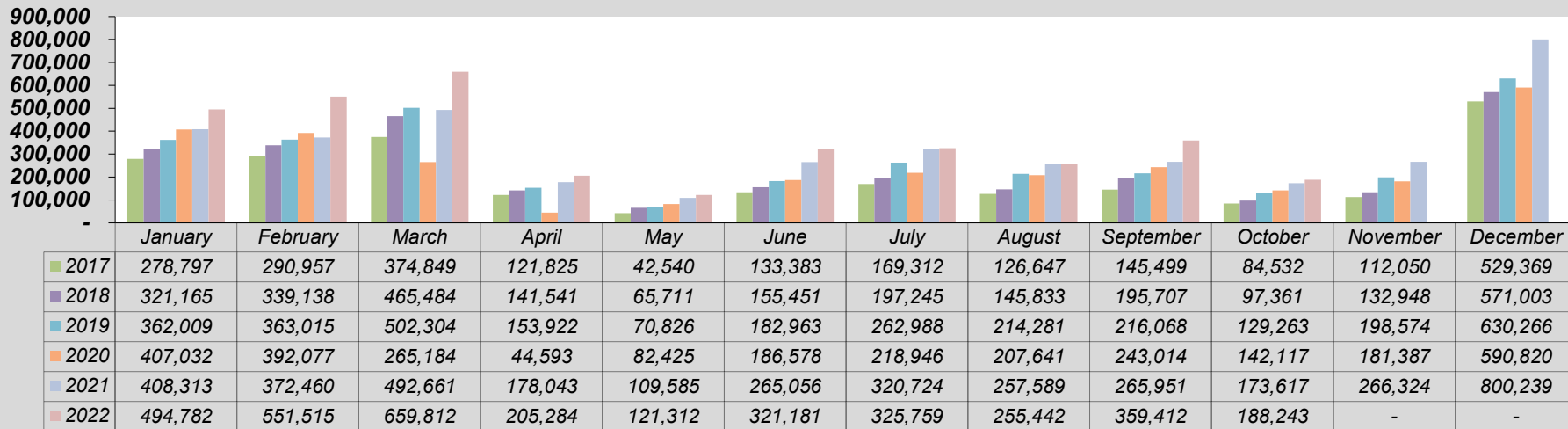
**SALES, LODGING & TRANSIT/TRAILS TAX COLLECTION
IN COUNTY**



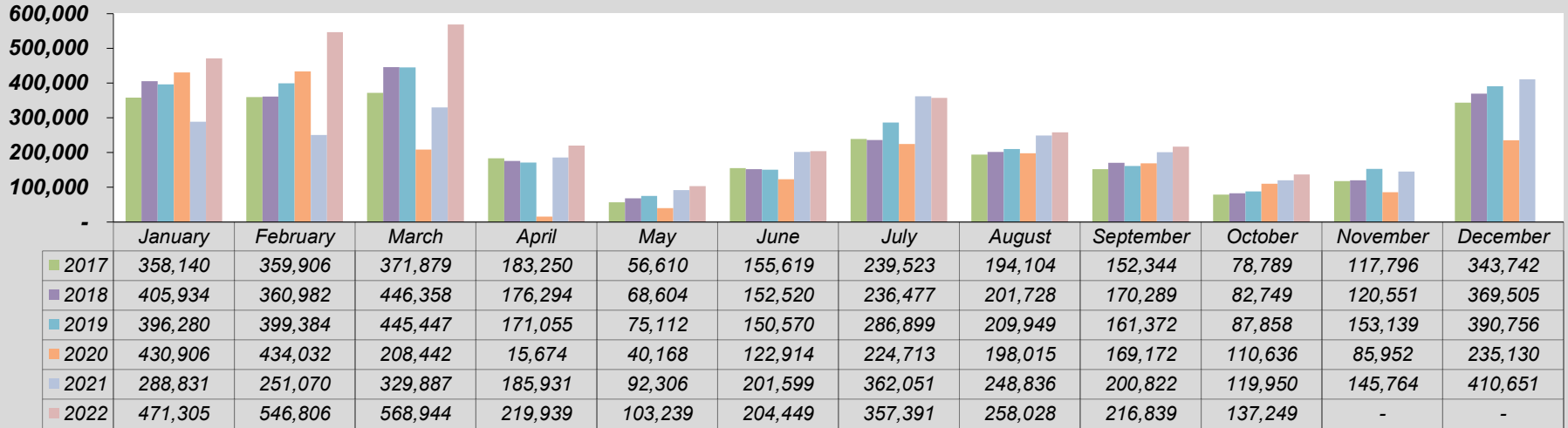
**SALES, LODGING & TRANSIT/TRAILS TAX COLLECTION
OUTSIDE COUNTY**



**SALES, LODGING & TRANSIT/TRAILS TAX COLLECTION
RETAIL**



**SALES, LODGING & TRANSIT/TRAILS TAX COLLECTION
RESTAURANT & BAR**



**SALES, LODGING & TRANSIT/TRAILS TAX COLLECTION
LODGING & ACCOMMODATION**

