

GRAND COUNTY WATER & SANITATION DISTRICT #1

TAP FEE SCHEDULE
Effective April 15, 2026

TAP FEE:	WATER	\$17,000 per 1.0 SFE
	SEWER	\$15,000 per 1.0 SFE

In addition to the tap fees set forth above, taps sold within the boundaries of properties included in the District from and after December 13, 2004, which are shown in the cross-hatched area on the attached Exhibit A, shall be subject to a surcharge fee in the amount of 16.7% of both the water and sewer tap fees for the Single-Family Equivalents (defined below) assessed. At the request of any purchaser of taps from the District, the District shall identify whether the purchaser's property is subject to the surcharge fee. The effective date of this Tap Fee Schedule shall have no effect or impact on the applicability of the surcharge fee.

A. For both a Single-Family Residence and a Multi-Family Unit, as defined below:

One (1.0) "Single-Family Equivalent" or "SFE" is based on three bedrooms per unit and one kitchen.

A "kitchen" may include an automatic dishwasher, waste disposal, and a washing machine capacity of less than 30 lbs.

An additional kitchen = 0.15 SFE

An additional bedroom = 0.3 SFE

One less bedroom = 0.2 SFE less

In the case that a residence or a unit exceeds these parameters the District Manager shall determine the appropriate SFE value.

- B. A Single-Family Residence is defined as a detached single-family unit with one kitchen or as a mobile home on a single lot, a mobile home established as a permanent residence, etc., including outside irrigation where allowed.
- C. A Multi-Family Unit is defined as apartments, condominiums, townhomes, etc., including outside irrigation where allowed, all of which are located in a structure, regardless of the size of the structure.
- D. Choice of water meter to serve a given Commercial structure will control the amount of the Tap Fee in keeping with the values (based on flow capacity) shown on the following chart:

3/4-inch meter =	2.5	SFEs
1-inch meter =	5	SFEs
1½-inch meter =	12	SFEs
2-inch meter =	19	SFEs
3-inch meter =	41	SFEs
4-inch meter =	78	SFEs
6-inch meter =	240	SFEs

E. Hotel, Motel, Dormitory, Bed and Breakfast, etc. In this category the Tap Fees are based on the number of rental guest rooms. Management/Operations and housekeeping facilities, swimming pools and hot tubs/saunas, if used only for business under consideration will not require any additional Tap Fees. Following table shows the method of calculating Tap Fees:

Hotel, Motel, Dormitory and Guest Rooms	= 0.6 SFE
Guest room with a Kitchen	= 0.75 SFE
Guest room in Bed and Breakfast	= 0.5 SFE
Quarters of the operator of said establishment	= 1.0 SFE

In instances where restaurants, convention facilities, public swimming pools, etc. are present or added at a later date the District Manager shall determine the appropriate Tap Fees.

F. Consistent with § 32-1-1001(1)(j)(II), C.R.S., taps issued for “affordable housing,” which are approved as such by the Town of Winter Park, will be charged ½ of the tap fee amount; provided, however, that if the Town gives written notice to the District that the property's use as affordable housing has been discontinued or no longer meets the definition of affordable housing as established by the Town, the full tap fee amount shall be due and payable by the holder of the tap within thirty (30) days after the date of said notice.

This product is for reference purposes only and is not to be construed as a legal document or survey instrument.

GRAND COUNTY WATER AND SANITATION DISTRICT NO. 1






-  Boundary
 -  GCWSD#1 Service Area
 -  Section
 -  Township
 -  Highways
- Development projects in the cross-hatched areas are subject to a surcharge fee of 16.7% on both water and sewer tap fees.

EXHIBIT A

970GC004 7/22/2021

